

Technical Manual

Beta 40



ACOUSTIC & ELECTRICAL SPECIFICATIONS:

- Nominal Impedance 8Ω
- Max Amp Power 200 watts*
- Frequency Response 45Hz – 20kHz (±3dB)
40Hz – 40kHz (-6dB)
- Sensitivity 91dB (2.83V @ 1 meter)
- Crossover Frequencies 600Hz, 3.2kHz; 18dB/Octave woofer; 12dB/octave mid/twt

SYSTEM COMPONENTS:

- Cabinet Beta 40 (Not for Sale)
- Grille Black (for BLK) 352001-003
- Grille Gray (for BE & CH) 352001-004
- Low-Frequency Transducer Dual 6-1/2" (165mm) CMMD,TM magnetically shielded 351506-001
- DC Resistance 7.9 ohms ±10%
- Mid-Frequency Transducer 5" (130mm) CMMD,TM magnetically shielded 338568-001
- DC Resistance 4.4 ohms ±10%
- High-Frequency Transducer 1" (25mm) CMMD,TM magnetically shielded 351572-001
- DC Resistance 3.5 ohms ±10%
- Crossover Network 352141-001

AURAL SWEEP TEST SPECIFICATIONS:

- System Aural Sweep Test 6.0V Input 40Hz to 20kHz
- L.F. Aural Sweep Test 5.0V Input 40Hz to 1kHz
- M.F. Aural Sweep Test 4.0V Input 500Hz to 4kHz
- H.F. Aural Sweep Test 2.83V Input 3kHz to 20kHz

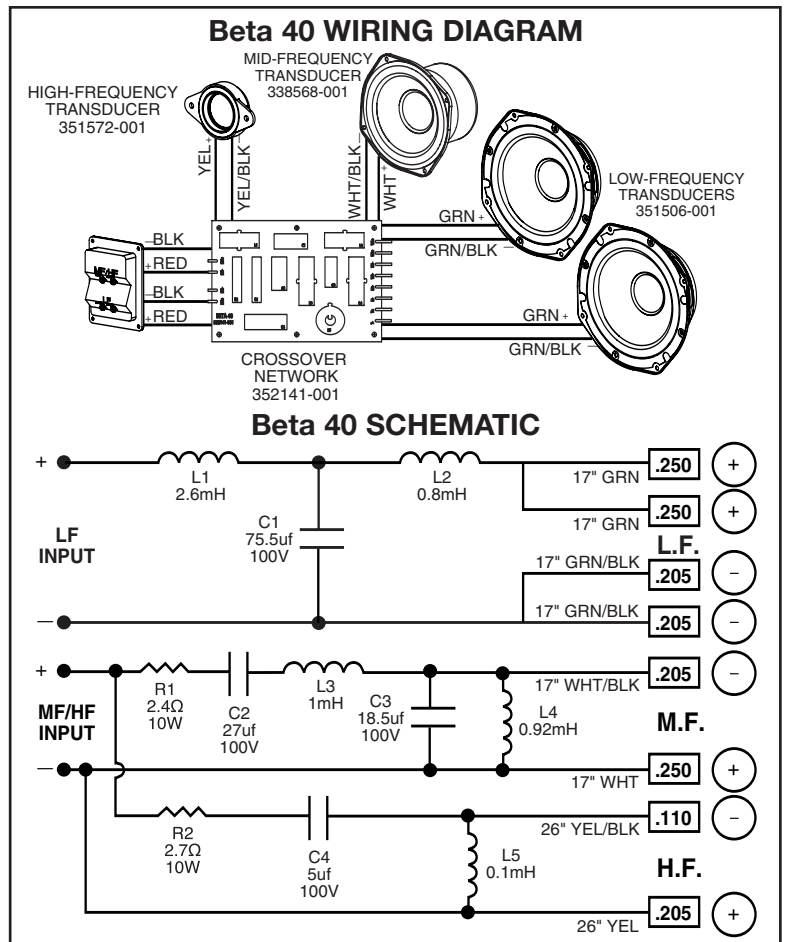
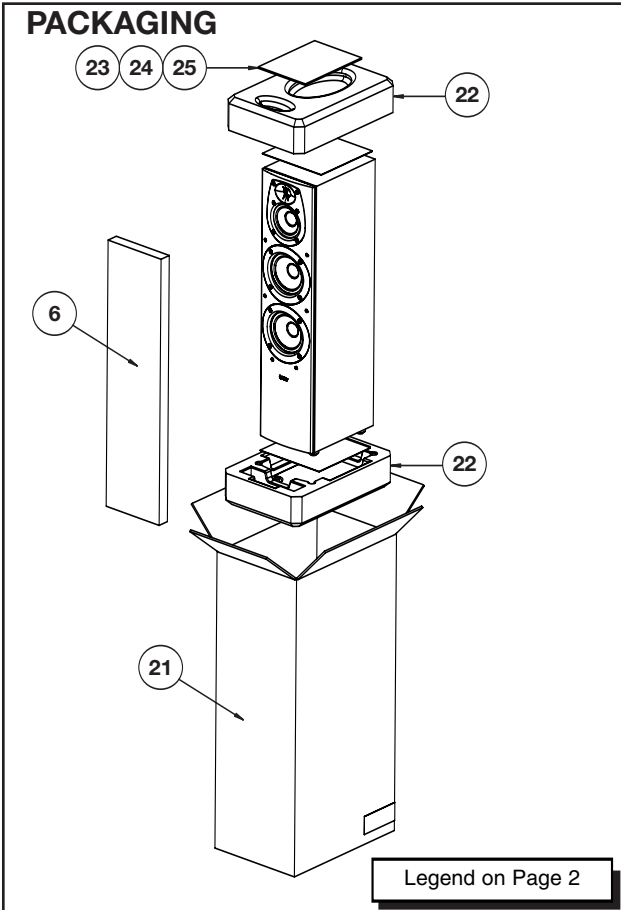
PHYSICAL SPECIFICATIONS:

- Dimensions 37" x 9-13/16" x 13-1/8"
(950mm x 250mm x 333mm)
- Weight 50.2 lb (22.8kg) Each

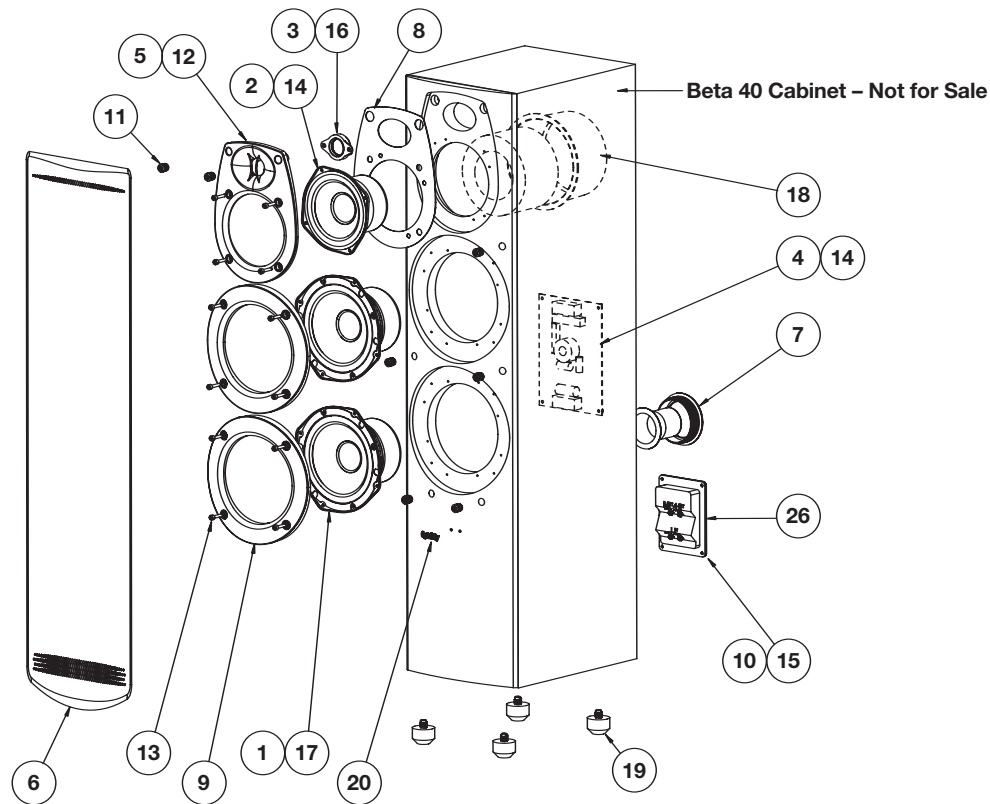
WARRANTY:

- Refer to Warranty Statement packed with each product.

* The maximum recommended amplifier power rating will ensure proper system headroom to allow for occasional peaks. We do not recommend sustained operation at these maximum power levels.



Beta 40



ITEM NO.	DESCRIPTION	QTY.	PART NO.	ITEM NO.	DESCRIPTION	QTY.	PART NO.
1.	Woofers, BT165JWS	2	351506-001	14.	Screw (network, midrange) PB, OVHDPH, #6 x .75"	8	63563
2.	Midrange, BT130HMS	1	338568-001	15.	Screw (terminal cup) PB, PPH, #8 x .75" BLK	4	61867
3.	Tweeter	1	351572-001	16.	Screw (tweeter mounting) MS, PPH, H/L, 6-19 x .375"	2	905401-006
4.	Crossover Network	1	352141-001	17.	Screw (woofer screws) PB, PPH, #8 x .75" BLK	16	900101-012
5.	Faceplate, Black (for BK)	1	351824-001	18.	Midrange Flower Pot, Plastic	1	334072-001
	Faceplate, Gray (for BE & CH)	1	351824-002	19.	Rubber Foot, Blk, Assy	4	338037-002
6.	Assy, Grille, Black (for BK)	1	352001-003	20.	Logo, Gold/Silver Infinity	1	351617-001
	Assy, Grille, Gray (for BE & CH)	1	352001-004	21.	Carton-Beta40BK	1	352135-001
7.	Assy, Port Tube	1	351801-001		Carton-Beta40BE	1	352135-002
8.	Gasket, Faceplate	1	351920-001		Carton-Beta40CH	1	352135-003
9.	Trim Ring, Woofer	2	351652-001	22.	End Pad, Top & Bottom	2	352136-001
10.	Terminal Cup w/Binding Posts	1	351317-001	23.	Spike Foot Set	1	338076-001
11.	Cup, Grille (Black for BK)	8	333249-001	24.	Owner's Manual	1	352036-001
	Cup, Grille (Gray for BE & CH)	8	333249-003	25.	5-Year Warranty Card, Infinity	1	335841-003
12.	Screw (faceplate 2 top screws only) PB, FPH, #6 x .75"	2	907502-012	26.	Shorting Straps	1 Set	CS06-6
13.	Screw (twf faceplate btm, wfr trim rings) PB, HXS, #8 x 1" BE, CH; same as above for BK model	12	903802-016				
		12	72216				

TO SERVICE THE BETA 40

Remove the grille.

1. Tweeter/Midrange: Remove the (2) rubber grille retainers on the mid/twt faceplate; this can be accomplished by carefully pulling them out of their cavities with long-nosed pliers or similar tool.
2. Remove the (2) Phillips screws that are now exposed.
3. Remove the (4) remaining Hex screws on the front faceplate.
4. Carefully separate the front faceplate, with tweeter attached, from the cabinet.
5. Woofer: Remove (4) trim ring screws; remove trim ring. Remove (8) remaining woofer screws.